

VirtaMed GynoS™


The most advanced & comprehensive OB/GYN training solution on the market

Intensify Clinical Training

- Learn all fundamental OB/GYN skills and make the transfer to clinical settings seamless thanks to immersive photorealistic graphics and world-class haptic feedback.
- Accelerate the educational journey. Benefit from expert-developed courses or create your own curriculum using a unique variety of cases.
- Keep trainees motivated and engaged with online leader boards and a 24/7 access to training materials.

Support Better Patient Care

- Prepare trainees for real-life scenarios with exposure to a wide range of cases and rare pathologies.
- Help trainees identify learning goals and reach pre-defined standards using performance-based assessments.
- Provide a risk-free training environment that allows for repeated practice of targeted skills.



Portable platform

- Train at multiple locations. The portable platform can be easily packed and unpacked while offering the benefits of a life-size pelvic model for greater immersion.

Mini platform

- Take your simulator along with you when traveling between hospital campuses. The mini platform can be packed into a carry-on luggage.

Modular platform

- Use your dedicated training space to standardize teaching across departments and share costs.
- Compatible with other VirtaMed specialties, orthopedics and urology, making it an all-in-one training tool.

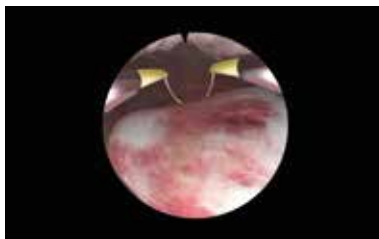
The VirtaMed Gynecology Platform

GynoS™ Hysteroscopy



Training goals

- Visualize and examine the uterus using angled optics. Trainees learn to expertly navigate the narrow space of the uterine cavity.
- Increase exposure to rare pathologies. Trainees gain experience in treating conditions that are encountered during standard training.
- Acquire competence in electrosurgery. Trainees practice resection techniques for safe electrosurgical care.



Training cases

- Essential skills for hysteroscopy with step-by-step guidance.
- Diagnostic tours and identification of uterine anatomies.
- Polypectomy and myomectomy with cutting loop.
- Endometrial ablation with rollerball.
- Removal of multiple intra-uterine fibroids and septum resection.

GynoS™ IUD Placement



Training goals

- Place and deploy an IUD in the correct location. Trainees learn to reduce complications such as perforation and implanting the device into the uterine wall.
- Ensure patient comfort when manipulating the version and flexion of the uterus with tenaculum forceps. Trainees become skilled in applying the right amount of traction.



Training cases

- Placement of the Mirena®, PARAGARD®, Kyleena®, and Skyla®/Jaydess® IUDs.
- Uterine sounding.
- Cases include nulliparous patients, as well as patients with anteverted and retroverted uteri.

ASRM Embryo Transfer



Training goals

- Perform the various embryo transfer techniques (direct, transfer with trial and afterload) as defined by the American Society for Reproductive Medicine (ASRM).
- Determine the best location for embryo expulsion based on either the ultrasound image or the uterine depth.
- Train in your team to coordinate tasks, reduce patient risk, and minimize procedure time.



Training cases

- Embryo transfer with and without ultrasound guidance.
- Intrauterine insemination.
- Cases include patients with anteverted and retroverted uteri, as well as patients with straight, bent, and tortuous cervical canals, and with a false passage.

GynoS™ Transvaginal Obstetric Ultrasound^{NEW}



Training goals

- The realistic tactile sensation of the probe helps trainees to become faster and more precise when navigating the uterine space and visualizing key anatomical areas.
- Assess the viability of an embryo. Detect the signs of a possible ectopic pregnancy, such as fluid in the cul-de-sac or a mass in the adnexa.
- Perform biometric measurements during the first trimester to evaluate fetal growth.



Training cases

- 12 cases with a variety of scenarios to enable trainees to hone their skills before examining patients.
- Cases include healthy pregnancies, pregnancy loss, pregnancies of unknown location, and rare ectopic twins.

GynoS™ Transabdominal Obstetric Ultrasound^{NEW}



Training goals


- Assess the health of the fetus and learn to exclude pathologies following the systematic 20 planes and 2 sweeps (20+2) approach.
- Trainees can freely navigate with the transducer across the entire abdomen, learning how to acquire an accurate ultrasound image as they would on a patient.
- Perform biometric measurements during thesecond trimester to evaluate fetal growth.



Training cases

- Over 50 cases broken down by the fetal anatomy, focusing on the face, brain, heart & thoarax, abdomen & pelvis, limbs, and spine. This encourages structured training.
- Throughout cases, learn to detect and diagnose vascular complications using a doppler scan.

Modular Platform



Benefits of modularity

- Save space: one simulator, various medical disciplines.
- Share costs between departments.
- Standardize training across medical disciplines.
- Plug and learn: modules are easy to switch.



VirtaMed ArthroS™

- Arthroscopy training for the Fundamentals of Arthroscopic Surgery Training (FAST), as well as the knee, shoulder, hip, and ankle.

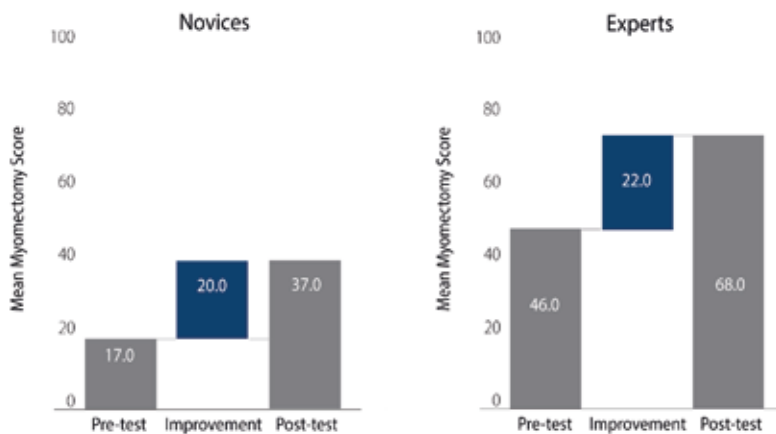
VirtaMed UroS™

- TURP, TURB, and laser BPH treatment.

Evidence and testimonials

The VirtaMed GynoS™ simulators have been validated by many studies to make sure they are the most realistic, accurate, and helpful tool on the market for obstetrics & gynecology skills training. Integrating simulation into the educational pathway shortens the learning curve and increases practitioners' confidence in their acquired skills.

VirtaMed GynoS™ is demonstrated to improve hysteroscopic skills in both novices and experts.¹



97.2%

of clinicians think the VirtaMed GynoS™ IUD Placement is a better training tool for inserting IUDs than manufacturer models.²

93.5%

of gynecological surgeons would recommend the VirtaMed GynoS™ Hysteroscopy to their friends.³

Prof. Dr. med. Michael Bajka, MD, medical adviser for VirtaMed

“ What I like best about VirtaMed GynoS™ is the combination of real tactile sensation from a pelvic model and the large variety of training scenarios thanks to virtual reality simulation. We worked hard to make the feeling a life-like experience. Any time during a procedure, GynoS™ gives detailed instructions on what to do and what not to do, as well as immediate feedback if something goes wrong. I am convinced that this will improve education in gynecology, and thus enhance patient safety and comfort.



Used by:



Medtronic



¹ Elessawy M, Skrzypczyk M, Eckmann-Scholz C, Maass N, Mettler L, Guenther V, et al. Integration and Validation of Hysteroscopy Simulation in the Surgical Training Curriculum. *J Surg Educ.* 2017; 74(1): 84–90

² Dodge L, Hacker Michele, Averbach S, Voit S, Paul M. Assessment of high-fidelity mobile simulator for intrauterine contraception training in ambulatory reproductive health centres. *Journal of European CME.* 2016; 5: 30416

³ Bajka M, Tuchschnid S, Streich M, Fink D, Székely G, Harders M. Evaluation of a new virtual-reality training simulator for hysteroscopy. *Surgical Endoscopy.* 2008.